



Winter
e-learning
#4

e-Learning Day Log Sheet

Name: _____	Date: _____
-------------	-------------

This log sheet will be used to record attendance. Log what was completed for each subject.

- Reading: _____
- Math: _____
- Spelling: _____
- Grammar: _____
- Science: _____
- Social Studies: _____
- Phy Ed: _____
- Music: _____











The lesson plans for the day can be found on the school website, wemschools.org, under the e-learning page, or a packet was sent home to be completed.

Name _____

Snowman Place Value

Look at the number on each mitten. Color each mitten the correct color using the key below.

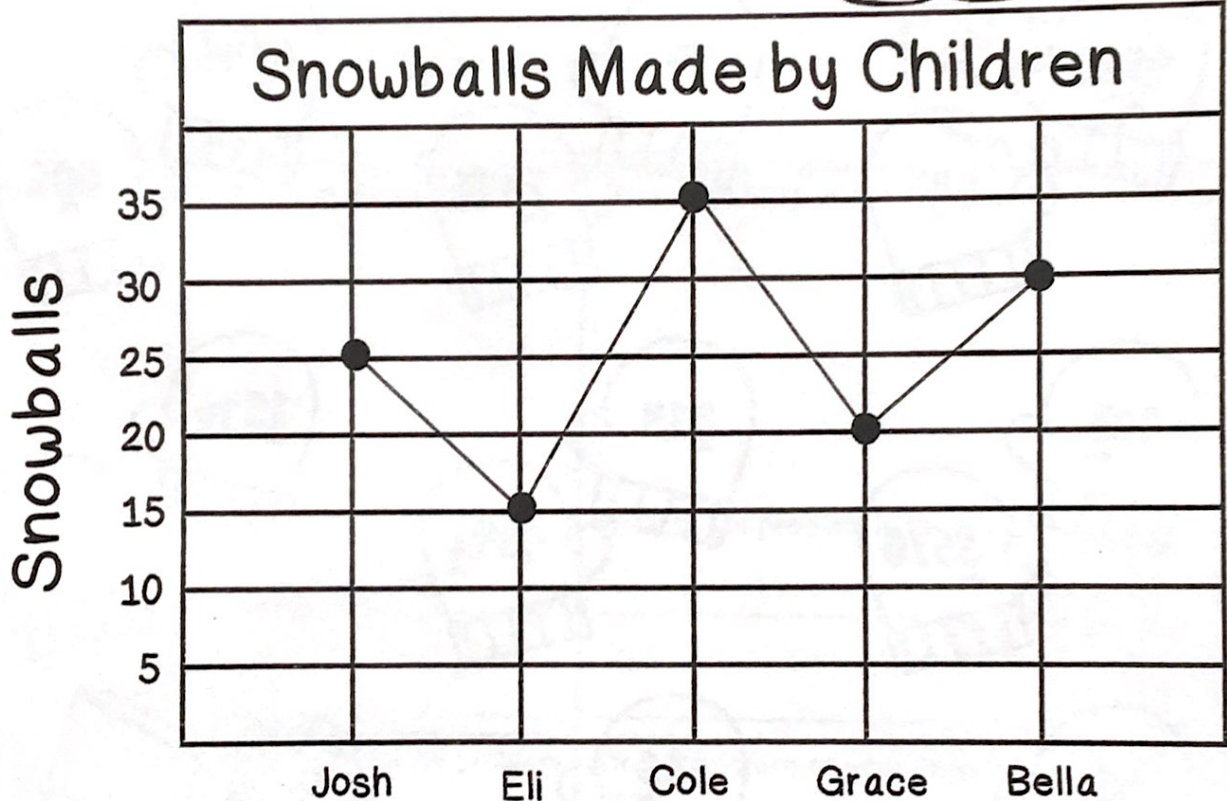
Thousands - Blue Hundreds - Pink Tens - Yellow Ones - Green



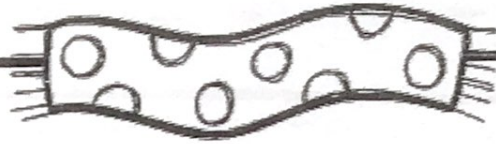
Name _____

Snowman Graphing

Answer the questions using the graph.



1. Which child made the most snowballs? _____
2. Which child made the least amount of snowballs? _____
3. How many more snowballs did Bella make than Eli? _____
4. Who made fewer snowballs, Josh or Grace? _____
5. How many snowballs did Eli and Bella make altogether? _____
6. How many snowballs did Cole and Josh make altogether? _____



Name _____

Snowman Reading!

Read a book and answer the questions below.

Title _____

Author _____



Draw a picture of the main character.

Draw a picture of the problem in the book.

Who is the main character?

What is the problem in the book?

Draw a picture of the solution to the problem in the book.

Draw a picture of your favorite part of the book.

What is the solution to the problem?

What is your favorite part of the book?





Name _____

Snowman Plural Nouns Cut and Sort

Cut, sort, and glue each word in the correct columns (or write)

-s	-es	-ies



©Penley's Pointe Educational Resources

potato	inch	party
family	boot	church
mitten	puppy	box
dish	penguin	coat
city	lunch	story
snowflake	library	cookie



Name _____

Snowman Words

Cut out the letters at the side of the page. Use the letters to make new words. Then answer the questions at the bottom of the page.

_____	_____
_____	_____
_____	_____
_____	_____
_____	_____
_____	_____
_____	_____



How many of the words you made had-

5 letters? _____

3 letters? _____

4 letters? _____

2 letters? _____



Name _____

Animals that Adapt In Winter

Read the passage. Answer the questions.

Animals that adapt do not leave for warmer places or sleep for the winter. They stay active and their bodies change for winter. Some of the changes these animals experience may be changes in their appearance or in the way they behave. They must find a safe place to stay under leaves or rocks, in burrows underground, or in trees. Some of these animals stay and group together for warmth and protection.

Adapting Animals



white-tailed deer



arctic fox



arctic hare



cardinal

1. What do animals that adapt do all winter?

2. What are some changes animals that adapt may experience?

3. Where do animals that adapt find safe places to stay?

4. Why do some of these animals stay and group together?
