

Winter
e-learning
#3



e-Learning Day Log Sheet


Name:	Date:
-------	-------

This log sheet will be used to record attendance. Log what was completed for each subject.

- Reading: _____
- Math: _____
- Spelling: _____
- Grammar: _____
- Science: _____
- Social Studies: _____
- Phy Ed: _____
- Music: _____

The lesson plans for the day can be found on the school website, wemschools.org, under the e-learning page, or a packet was sent home to be completed.

*Choose from a book at home.



Name _____

Snowman Reading

Title _____ Author _____

Describe the main character. _____

Describe the setting. _____

What happens in the story? _____

Did you like the book? (color one)



yes

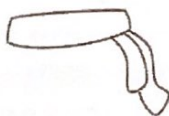


no

Did the snowman wear...
(color all that the snowman wore)



a hat



a scarf



mittens



a sweater

Was the snowman...
(color one)



little



big





Name _____



Snowman Loves Snow!

Scott the Snowman loves snow. Write about what you like about snow.

My favorite things about snow are..

Draw a picture of your favorite things about snow.


Name _____

Snowman Sentences Parts Cut and Sort



Write
Cut and glue each sentence part into the correct category.

Subject	Predicate




had a snow day.	want to go sledding.
The girl	are having a snowman contest.
built a snowman with his mom.	They
Dad, Mom, and I	Joshua
The children	wore mittens and a scarf.
drank hot chocolate.	Jenny, Caleb, and Eli
We	loves to play in the snow.

Name _____

Snowman Adjectives

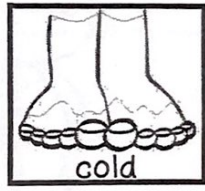


Color the picture in each box. Then, write a sentence on the lines provided using the adjective pictured in the box.
















Name _____

Snowman More or Less

Use a pencil and a paper clip to spin an operation. Then add or subtract that number from the number in the box.



221	
------------	--

745	
------------	--

831	
------------	--

537	
------------	--

298	
------------	--

617	
------------	--

581	
------------	--

1421	
-------------	--

712	
------------	--

2118	
-------------	--

547	
------------	--

6172	
-------------	--

824	
------------	--

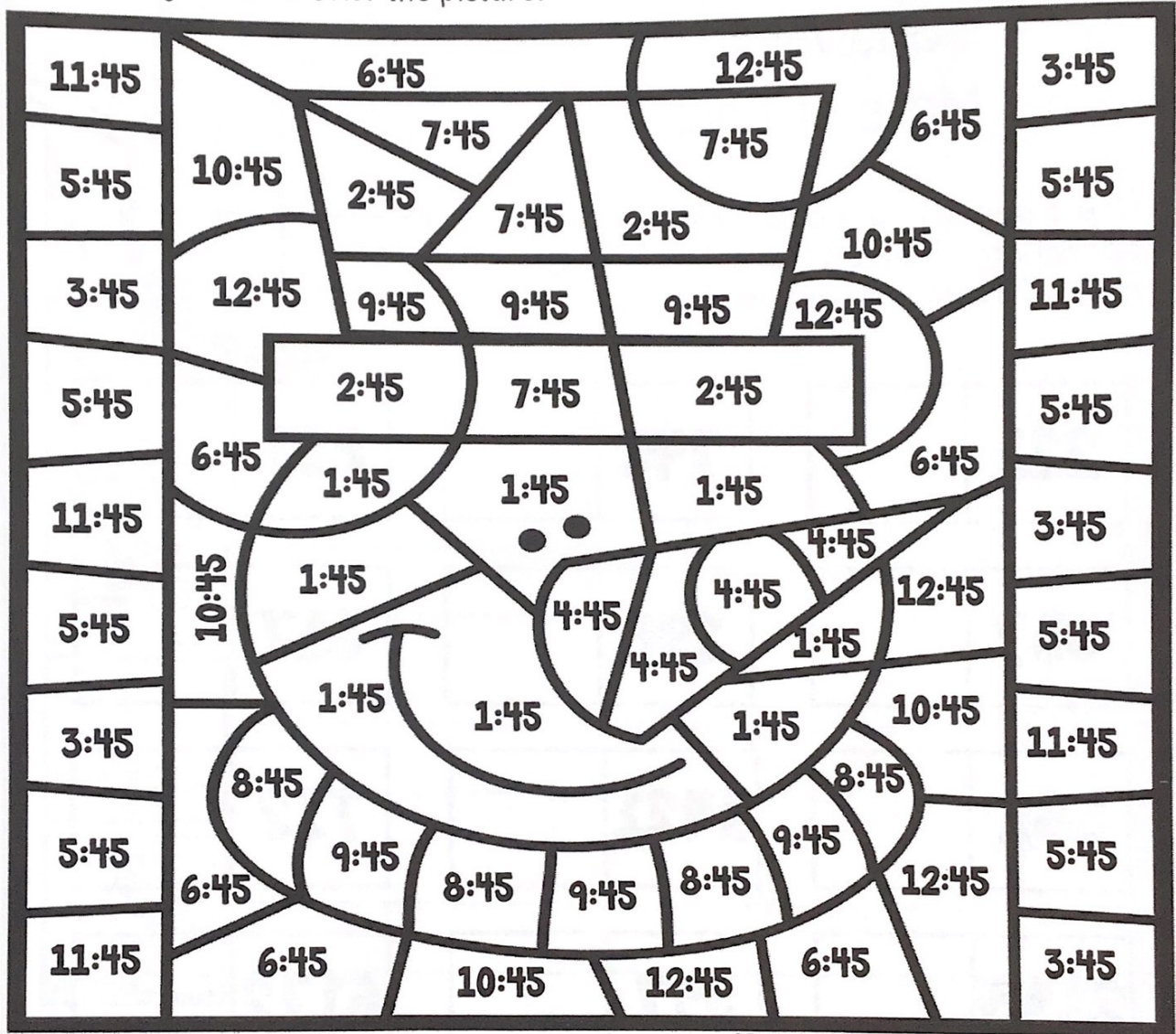
6742	
-------------	--

116	
------------	--

Name _____

Snowman Color by Time

Use the key below to color the picture.



©Penley's Pointe Educational Resources



green



white



purple



blue



orange



black



yellow



black



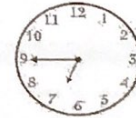
red



blue



red









blue


Name _____

Snowman Graphing

Answer the questions using the graph.



Maria	
Juan	
Cole	
Anna	
Jake	
Ben	

 = 2 snowmen

1. Which child made the least amount of snowmen? _____
2. Which child made the most snowmen? _____
3. How many more snowmen did Anna build than Jake? _____
4. Who built more snowmen, Maria or Cole? _____
5. Who built fewer snowmen, Juan or Ben? _____
6. How many snowmen did Cole and Jake build altogether? _____
7. How many snowmen did Maria and Anna build altogether? _____



Name _____

Animals that Migrate In Winter


Read the passage. Answer the questions.

During winter, some animals migrate. Animals migrate when they leave where they stay all spring and summer to find a different home for winter. They leave their homes because during the winter, things like shelter, food, and water become hard to find. They migrate to warmer places where they can find food, water and safe places to stay. Sometimes these animals migrate thousands of miles to find these safe places.

Migrating Animals



caribou



geese



butterflies



penguins

1. Why do some animals migrate?

2. Where do animals migrate to?

3. Name two animals that migrate.

4. True or False. Some animals travel thousands of miles to find safe places with food and water to stay during winter months.
